



LYFA

# Collection

2023

The LYFA collection is founded on pure aesthetics and a purposeful design philosophy shaped by decades of dedicated craftsmanship and captivating lighting designs. Our collection bridges iconic classics and contemporary designs - crafted to impeccable quality standards and offers light arrangements for every home, occasion and situation.




**MEMOIR**  
2023  
Page 4



**REPOSE**  
2021  
Page 10




**ERGO**  
1971  
Page 14



**GOTHIC**  
1970  
Page 16



**PAN**  
1970  
Page 18



**VERONA**  
1968  
Page 22



**CORNEA**  
1965  
Page 26



**DIVAN 2**  
1962  
Page 30



**MOSAIK**  
1959  
Page 34



**GOVERNOR**  
1956  
Page 38



**NINOTCHKA**  
1954  
Page 42



**SUNDOWNER**  
1948  
Page 46



**PEANUT**  
1946  
Page 50



## MEMOIR

by GamFratesi 2023

MEMOIR is a product family designed by GamFratesi based on a modern take and interpretation of the classic chandelier. At the heart of the design is the gently shaped opal glass shade that evokes a historical typology and romantic spirit. The linear metal structures compose a graphic outline that allows it to be connected in numerous compositions. The simplistic ingenuity of the MEMOIR lighting system bridges decorative details of the past and a sculptural silhouette intended for modern spaces.



**MEMOIR CEILING 120**  
by GamFratesi 2023



**MEMOIR CHANDELIER 120 V**  
by GamFratesi 2023



**MEMOIR PENDANT 120**  
by GamFratesi 2023



**MEMOIR WALL 120**  
by GamFratesi 2023





## REPOSE

by GamFratesi 2021

REPOSE is a series of opal glass lamps designed by GamFratesi. Its strong sense of character is achieved by the poetic balance point of the thin line crossing the top of the organic shades. Designed to provide a calm atmosphere with its diffused light, graphic expression and soft shapes.

**REPOSE WALL 175**  
by GamFratesi 2021



**REPOSE TABLE 175**  
by GamFratesi 2021





REPOSE PENDANT 175  
REPOSE PENDANT 400  
REPOSE PENDANT 260  
by GamFratesi 2021





## **ERGO**

by Bent Karlby 1971

True to its 1970s space-age heritage, the first ERGO lamps came in popping colours and were made entirely from plastic. While retaining its characteristic design language, ERGO has grown into a premium piece of lighting design.



## GOTHIC

by Bent Karlby<sup>1970</sup>

The name was a reference by Karlby to the gothic architectural style that flourished throughout Europe from the 12th to the 16th century, which was characterized by tall narrow structures with pointed arches. The open top allows for upward lighting that leaves a striking pattern on the wall.



**PAN**  
by Bent Karlby <sup>1970</sup>

The PAN series is a beautiful example of Bent Karlby's unique talent for capturing the zeitgeist of an area and turning it into designs that would come to transcend their inspiration. The monochrome surfaces of anodized aluminium transform the PAN series into contemporary design pieces for modern living.



**PAN WALL 95**  
by Bent Karby <sup>1970</sup>



**PAN WALL 50**  
**PAN PENDANT 190**  
by Bent Karby 1970



## VERONA

by Sven Middelboe <sup>1968</sup>

VERONA is a sophisticated 7-shade pendant that provides soft, glare-free lighting with timeless grace and simplicity. When lit, the spherical pendant beautifully self-illuminates, making for a striking display in itself. VERONA was designed by Sven Middelboe in 1968.

VERONA PENDANT 250  
by Sven Middelboe 1968



VERONA PENDANT 720  
by Sven Middelboe 1968










## **CORNEA**

by Henning Koppel 1965

CORNEA was designed by the renowned sculptor Henning Koppel in 1965 and is one of his rare lighting designs. The circular wall light is shaped with an inner, opal glass shade that provides a comfortable, diffused light. Its distinctive character is achieved by the asymmetric outer shade that encapsulates the soft, white light as two eyelids. The CORNEA lighting design is named as a reference to the transparent part of the human eye, which allows light to enter the inside and enhances sharpness.







## **DIVAN 2**


by Simon P. Henningsen 1962

In 1962, Simon P. Henningsen unveiled a new pendant purposely designed for the Tivoli's famous restaurant, Divan 2. The rooms offered spectacular views over the garden lake and at night, the pendant's mirrored surfaces would catch the light from the famous fireworks and the lake.


DIVAN 2 PENDANT 245\*  
by Simon P. Henningsen 1962



**DIVAN 2 TABLE 160**  
by Simon P. Henningsen 1962



**DIVAN 2 PENDANT 700\***  
by Simon P. Henningsen 1962



\*Please note that the lamp is currently produced with two brackets instead of one, as shown in the picture



## MOSAİK

by Bent Karlby 1959

The MOSAİK collection is an ingenious lighting system based on a simple, geometrical design principle. At the heart of the system is the iconic conical lampshade and a connecting brass tube that allow for several surprising lamp designs.



**MOSAIK PENDANT 170**  
by Bent Karby 1959



**MOSAIK PENDANT 250 UP/DOWN**  
by Bent Karby 1959



**MOSAIK FLOOR**  
by Bent Karby 1959



**MOSAIK PENDANT 250 SIDE BY SIDE III**  
by Bent Karby 1959



## GOVERNOR

by Bent Karby 1956

GOVERNOR is a sophisticated mid-century lamp from 1956 that proved to carry an enduring appeal with design lovers around the world. This lamp radiates a certain international flair. It is confident and a premium piece of lighting design that still has the power to impress

**GOVERNOR TABLE 405**  
by Bent Karlbj 1956







## **NINOTCHKA**

by Bent Karlby 1954

When giving shape to the NINOTCHKA pendant, Bent Karlby took note of an eye-catching hat, worn by the Swedish Hollywood star Greta Garbo in her 1939 film, Ninotchka. The organic body with its asymmetrical drapes ensures functional direct downlight and an ambient uplight.





Photographed at the Zurich Film Festival, 2021



NINOTCHKA PENDANT 275  
NINOTCHKA PENDANT 425  
NINOTCHKA PENDANT 195  
by Bent Karby 1954



**NINOTCHKA PENDANT 275**  
by Bent Karby 1954




## **SUNDOWNER**

by Jørn Utzon 1948

SUNDOWNER is designed by Jørn Utzon in 1948. The soft curves and opposite-facing shades are designed prior to Utzon's architectural masterpiece, the Sydney Opera House. With its dynamic design, the SUNDOWNER pendant expresses a clear linkage to the unique shell structures that adorn the Sydney Harbour.









## **PEANUT** by Bent Karlby <sup>1946</sup>

Introduced in 1946 at a time when fluorescent lighting was gaining widespread popularity across society. Bent Karlby shared a strong distaste for this harsh and cold lighting. With its organic shapes and elegant brass detailing, the PEANUT pendant became his solution for soft and pleasant room lighting that was equally appealing to look at.



PEANUT PENDANT 250  
PEANUT PENDANT 400  
PEANUT PENDANT 175  
by Bent Karby <sup>TM</sup>®







Experience our lighting universe

CONTACT

**LYFA.COM**

INFO@LYFA.COM  
+45 88 44 44 10

OFFICE AND  
SHOWROOM

**RYESGADE 28, 2. TV**

8000 Aarhus  
Denmark

SHOWROOM  
at **BRDR. KRÜGER**

**BREDGADE 28**

1260 Copenhagen  
Denmark

SHOWROOM AND STORE  
at **SCANDINAVIAN LIVING**


**1F, A-FLAG KOTTO-DORI**

5-4-40 Minami-Aoyama, Minato-ku  
Tokyo 107-0062  
Japan

SOCIAL MEDIA

**@LYFA**

Instagram  
Facebook  
LinkedIn  
Pinterest



## **Illuminating Traditions Since 1903**